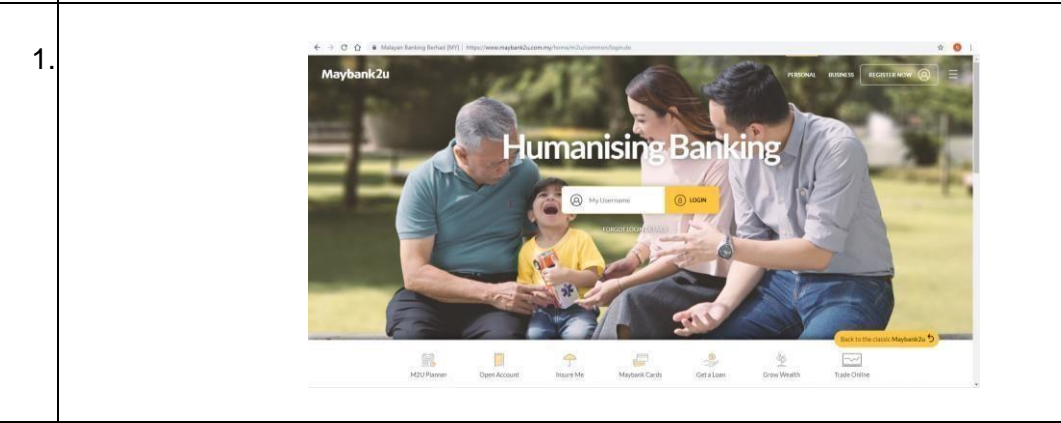


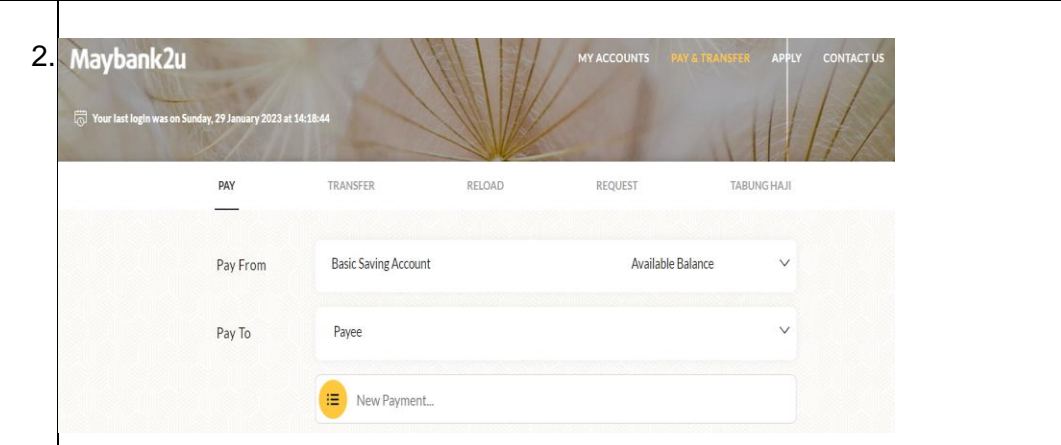
**MANUAL  
PEMBAYARAN  
MELALUI  
PERBANKAN  
INTERNET  
(MALAYAN  
BANKING  
BERHAD-  
MAYBANK2U)**

BIL	PERKARA	CATATAN
-----	---------	---------

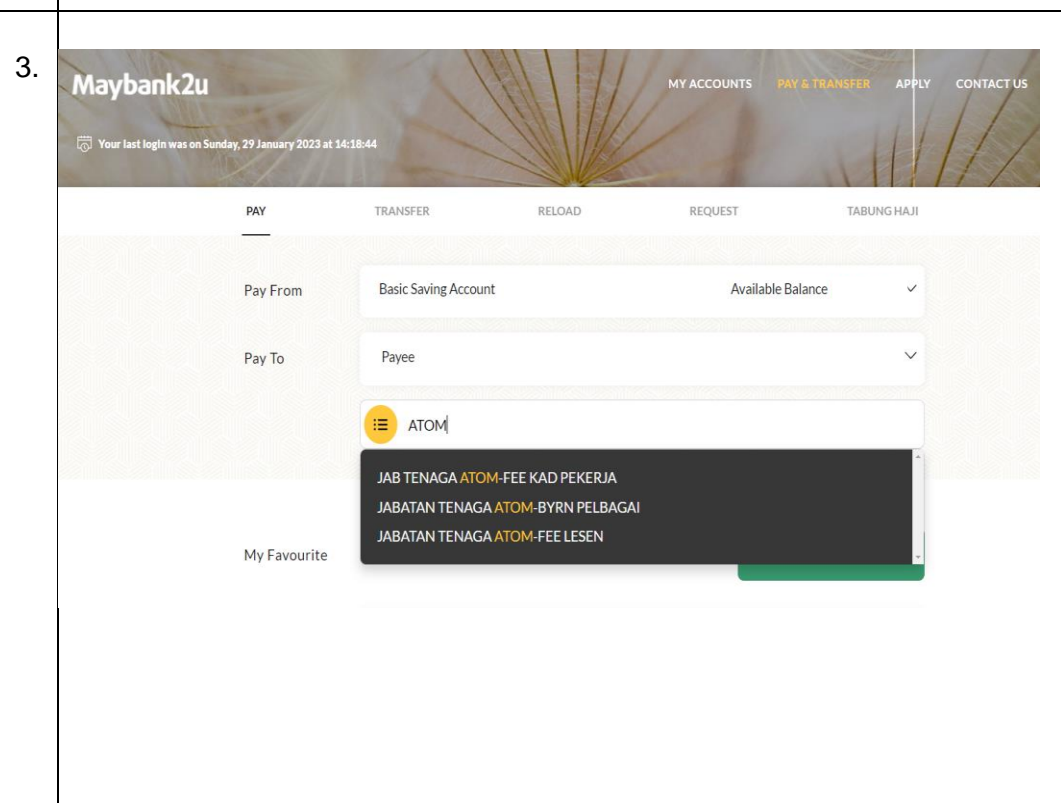


1. Layari laman web Maybank Berhad  
<https://www.maybank2u.com.my>

2. Masukkan **Login ID** dan **Password** anda.



3. Klik **PAY & TRANSFER - PAY**

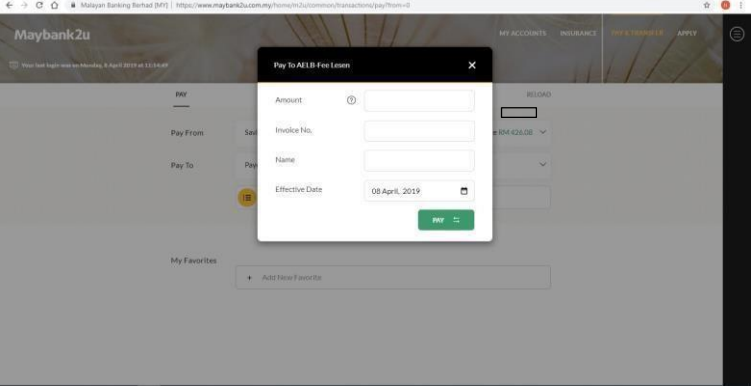
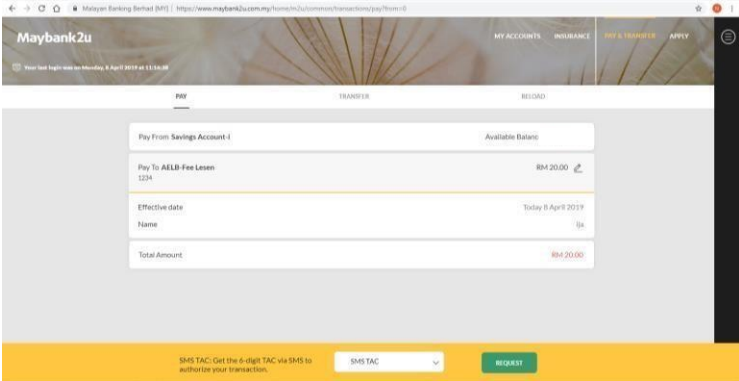


4. Pay To – Klik **Payee**

5. Taip **ATOM** dan Tiga (3) pilihan dipaparkan.

6. Klik Pilih pembayaran yang hendak dibuat :-

- i. **JAB TENAGA ATOM – FEE KAD PEKERJA** (Untuk Pembayaran Fee Kad Pekerja)
- ii. **JABATAN TENAGA ATOM – BYRN PELBAGAI** (Untuk Pembayaran Fee Ceramah dan lain-lain)
- iii. **JABATAN TENAGA ATOM – FEE LESEN** – (Untuk Pembayaran fee permohonan lesen dan fee lesen)

BIL	PERKARA	CATATAN										
4.	 <p>The screenshot shows the 'Pay to AELB Fee Lesen' form on the Maybank2u website. The form includes fields for Amount, Invoice No., Name, and Effective Date (08 April, 2019). A 'PAY' button is visible at the bottom of the form.</p>	<p>7. Isi maklumat yang diperlukan. Pilih:-</p> <ul style="list-style-type: none"> <li>a) Amount : masukan amaun berdasarkan invois / kadar yang ditetapkan.</li> <li>b) Invoice No : Sila rujuk invois yang diberikan oleh Jabatan.</li> <li>c) Nama : Masukkan nama syarikat (lesen) / Individu (no. kad pekerja).</li> </ul> <p>8. Klik <b>Pay</b></p>										
5.	 <p>The screenshot shows the transaction summary and confirmation screen on the Maybank2u website. It displays the following details:</p> <table border="1" data-bbox="228 989 688 1129"> <thead> <tr> <th>Pay From Savings Account 1</th> <th>Available Balance</th> </tr> </thead> <tbody> <tr> <td>Pay to AELB-Fee Lesen 1234</td> <td>RM 20.00</td> </tr> <tr> <td>Effective date</td> <td>Today 8 April 2019</td> </tr> <tr> <td>Name</td> <td>Is</td> </tr> <tr> <td>Total Amount</td> <td>RM 20.00</td> </tr> </tbody> </table> <p>At the bottom, there is a section for SMS TAC (6-digit) with a dropdown menu and a 'REQUEST' button.</p>	Pay From Savings Account 1	Available Balance	Pay to AELB-Fee Lesen 1234	RM 20.00	Effective date	Today 8 April 2019	Name	Is	Total Amount	RM 20.00	<p>9. Pastikan bayaran kepada adalah Betul.</p> <p>10. Klik <b>Request</b> bagi permintaan <b>TAC Number</b>.</p> <p>11. <b>TAC Number</b> akan dihantar ke nombor telefon yang didaftarkan dengan pihak bank.</p> <p>12. Masukkan <b>TAC number</b> yang diterima ke dalam ruangan berkenaan.</p> <p>13. Klik <b>Confirm</b></p> <p>14. <b>Cetak resit</b> bank untuk simpanan dan bukti pembayaran. Bagi pembayaran Fee Lesen, Fee Permohonan Lesen dan Fee Kad Pekerja, sila <b>upload</b> dalam sistem <b>eSPP</b>.</p>
Pay From Savings Account 1	Available Balance											
Pay to AELB-Fee Lesen 1234	RM 20.00											
Effective date	Today 8 April 2019											
Name	Is											
Total Amount	RM 20.00											